

NEW



ROUGH TERRAIN FORK LIFT | 926/930/940

Gross power: 55kW (74hp) | Lift capacity: 2.6 to 4 tonnes | Lift height: 3.6 to 6.7m



PRODUCTIVITY AND PERFORMANCE.

WHEN YOU'RE ON-SITE, PRODUCTIVITY AND PERFORMANCE ARE NATURALLY YOUR PRIMARY CONCERNS. THE LATEST JCB ROUGH TERRAIN FORKLIFTS OFFER PLENTY OF FEATURES DESIGNED TO ENSURE BOTH.

Engine and hydraulics.

The 4.4-litre JCB EcoMAX T4 Final-compliant engine produces its peak power (74hp/55kW) and torque (400Nm) at engine speeds as low as 1200 rpm for great responsiveness.

A fixed geometry turbo further enhances performance at low engine speeds for improved power and tractive effort.



Our new larger high-flow hydraulic pump translates power into efficient lifting for increased productivity; and faster cycle times.



Different applications demand different sizes of mast, so you can specify 3.6, 4.5, 5.5 and 6.7m variants.

Moving with the times.

- 1 Model options comprise the 926 (2600kg lift capacity), 930 (3000kg lift capacity), 940 (4000kg lift capacity)
- 2 You can fine-tune your RTFL to any application and terrain; there's a choice of large diameter traction or industrial tyres; 1067mm or 1200mm long pallet forks; as well as the option of 2WD or 4WD on every model.
- 3 So that you can choose from a huge range of options to boost productivity, we offer an optional single or double acting mast auxiliary.
- 4 Choose from two different carriage options: 60" Industrial Class IIIB ITA, or 84" Bar carriage

A smooth operation.

- 5 The left column-mounted powershuttle gives the operator fast and easy directional control.
- 6 As part of JCB's Vertical Integration Strategy, we build the engine, transmission, hydraulic rams and cab of every RTFL so that they'll work in perfect harmony. The end result is minimum compromise, optimum performance.
- 7 All-wheel servo braking provides smooth and responsive stopping power and is fitted as standard on the 940 model, or as an optional extra on the 926 and 930 models.



COMFORT AND EASE OF USE.

TO ACHIEVE MAXIMUM PRODUCTIVITY, A ROUGH TERRAIN FORKLIFT OPERATOR NEEDS TO BE COMFORTABLE AND IN CONTROL. AS SUCH, WE'VE CREATED A WORKPLACE THAT GETS THE BEST FROM YOUR OPERATORS AND YOUR MACHINERY.

A great place to work

For all-day productive comfort, we offer both suspension and air suspension seating options that can be adjusted to different operator requirements or tasks.

1 In-cab noise levels are reduced, partly due to our positioning of the exhaust system towards the rear of the machine.


2 Operators can see both sides of the mast and carriage easily thanks to the slimline outer mast section.

Excellent upward visibility is provided by a large roof screen; in fact, visibility all-round is excellent, courtesy of direct glazing, fold-back rear doors, a low bonnet, high cab mounting position, and large front and rear windscreens.

3 Optional front and rear work lights provide ultimate all-round visibility.



The large, spacious cab of our new RTFLs boasts left and right grab handles with wide-opening fold back doors for easy access; standard-fit tinted glass which reflects 30% of the sun's energy; and a new 3-speed heater fan for improved demisting/de-icing of the windscreen in cold weather.



Quality design.

- 4** New laser-etched switches are backlit to aid recognition and night visibility, while our simple lever controls ensure total command of mast and auxiliary functions.
- 5** You can lift and place loads even more easily with our optional sideshift carriage.
- 6** A zero tail swing design means that when the rear tyre of a JCB RTFL has cleared an obstacle on full turn, you can be safe in the knowledge that the rear counterweight will clear it too. This means our machines are ideal for working in confined areas.
- 7** JCB RTFLs are sold all over the world, so we offer a choice of cab (with or without air conditioning) or canopy to suit different climates.
- 8** These machines come equipped with a simple, robust 4-speed synchromesh transmission that helps to achieve a top speed of 29km/h.



QUALITY/RELIABILITY/DURABILITY.

WE BUILD OUR ROUGH TERRAIN FORKLIFTS TO LAST THE DISTANCE NO MATTER HOW TOUGH THE TASK. THAT'S WHY WE USE STATE-OF-THE-ART MANUFACTURING TECHNIQUES, RUGGED MATERIALS AND INNOVATIVE DESIGN TO CREATE THE STRONGEST MACHINES POSSIBLE.

A comfortable operator.

1 Our hydraulic cylinders have friction-welded eye-ends for extra strength, plus all pivots use hardened pins.

2 The one-piece fully welded chassis maximises strength and minimises weight.

3 Axles on the RTFL are the same heavy-duty units we fit to our backhoe loaders and Loadalls.

4 A mast on one of our RTFLs is made from heavy-duty channel and I-section steel, while the heavy-duty chains and guide roller bearings are sealed for life.

By electrophoretically dipping the cab before applying paint, we give these machines highly effective long-term corrosion protection.



The JCB approach.

5 Like every JCB machine, our RTFLs are put through a stringent testing programme which includes prolonged high stress loading of the chassis, mast and other key components, as well as repeated transmission use over thousands of cycles.

6 We use state-of-the-art manufacturing processes like robot machining, precision paint technology and innovative assembly techniques to achieve the very highest levels of quality.

7 JCB engines are tried and trusted. We've built 200,000 DIESELMAX engines since 2004, and we've tested our new EcoMAX design for 110,000 hours in 70 different machines across the toughest applications and environments.

Hydraulic rams, cabs, axles, transmissions and engines are all JCB-built, so you can expect optimum reliability and performance.



A SOUND INVESTMENT.

A JCB ROUGH TERRAIN FORKLIFT ISN'T JUST EFFICIENT TO USE – IT'S HUGEY EFFICIENT TO OWN AND OPERATE TOO. WE'VE DESIGNED THESE MACHINES TO GIVE YOU THE MAXIMUM POSSIBLE RETURN ON YOUR INVESTMENT, WITH GREAT FUEL EFFICIENCY AND LOW RUNNING COSTS ALL PART OF THE PACKAGE.

EcoMAX efficiency.

1 Our new 55kW high-torque EcoMAX engine maximises both productivity and efficiency.

These T4 Final-compliant RTFLs are products of our Efficient Design programme and, as such, use up to 10% less fuel than our outgoing Tier 3 models.

2 Because its peak power and torque are produced at low engine speeds, EcoMAX provides fuel-efficient matching of transmission and hydraulics.

Returning your investment.

3 The new larger hydraulic pump efficiently transforms power into lifting force for fast cycle times and improved fuel economy.

4 Every 4WD RTFL can be changed to 2WD at the flick of a switch, reducing fuel consumption and tyre wear whenever 4WD isn't required – during roading, for example.

JCB's EcoMAX engine design doesn't need exhaust after-treatment, so costly heat-resistant lube oils or AdBlue are unnecessary; in turn, you save on servicing costs.



SERVICEABILITY.

NO-ONE LIKES DOWNTIME BUT MACHINE SERVICING IS, OF COURSE, UNAVOIDABLE. HAPPILY, OUR ROUGH TERRAIN FORKLIFTS ARE SUFFICIENTLY RUGGED THAT THEY REQUIRE LESS SERVICING THAN MOST, ENSURING MAXIMUM PRODUCTIVE UPTIME.

Simple servicing.

1 On a JCB RTFL, all daily checks can be carried out easily at ground level; grease points are all accessible from ground level too.

Gas-assisted cylinders make opening the bonnet easy, and the large wide service bay provides good access to two sides of the engine.

2 The air filter on these machines is easily accessible, and a single-element construction simplifies cleaning.

3 All of the filters (engine oil, fuel, transmission, hydraulic oil and air) are located close to each other for fast, simple servicing.

4 It's easy to get to the diesel tank on one of our new RTFLs, and it can be filled from ground level too. There's also an integral pre-filter in the filler neck for protection against dirty fuel.

5 Our hydraulic tank is easily accessible and can be filled from ground level.

Minimised downtime.

Although most Tier 4i engines require exhaust after-treatment like a Diesel Particulate Filter (DPF) or SCR, EcoMAX doesn't; this means you don't need to worry about costly heat-resistant lube oils or AdBlue fluid level maintenance.

To keep our machines productive, we minimise downtime as much as possible; service intervals are therefore long.

JCB LiveLink telematics technology offers a whole range of benefits. Real-time data keeps you in complete control of your machine, allowing you to monitor and manage it remotely. You can also monitor any issues and get them resolved swiftly by your JCB dealer, thus boosting productivity throughout the working day.



SAFETY AND SECURITY.

SAFETY IN THE WORKPLACE IS MORE IMPORTANT THAN EVER, AND OUR NEW ROUGH TERRAIN FORKLIFTS ARE BUILT WITH THIS IN MIND. OPERATORS, MACHINERY AND BYSTANDERS ALIKE ARE WELL-PROTECTED FROM HAZARDS.

A safer workplace

- 1** Ergonomically positioned grab handles and two cab steps provide quick, easy and safe operator access with three points of contact at all times.
- 2** Hydraulic velocity fuse (HVF) on the rams guard against collapse in the event of a hose failure.
- 3** We fit our RTFLs with a reversing alarm as standard.
- 4** Our seat safety switch disables forward/reverse controls whenever the operator isn't seated.
- 5** All cabs on our RTFLs are FOPS (Falling Objects Protection System) certified, ensuring excellent operator protection at all times.
- 6** For even greater operator protection against falling debris, opt for our front screen guard.
- 7** 5.5 and 6.7m masts are equipped with an automatic deration valve, which reduces lift capacity above 4.5m for safety and stability.

Security features

- 8** A factory-fit JCB immobiliser can be either key or keypad-activated; it also automatically arms itself after a set period following engine shutdown. This technology not only helps to safeguard your machine.




JCB's LIVELINK telematics GPS tracking system provides real-time machine location data with Geofencing alerts; this allows you to track machine coverage and protect your investment.

LIVELINK, WORK SMARTER.

LIVELINK IS AN INNOVATIVE SOFTWARE SYSTEM THAT LETS YOU MANAGE JCB MACHINES REMOTELY – ONLINE, BY EMAIL OR BY MOBILE PHONE. ACCESS EVERYTHING FROM MACHINE ALERTS TO FUEL REPORTS AND HISTORY INFORMATION, WITH ALL DATA STORED AT A SECURE CENTRE.

Productivity and cost benefits

By providing information like idle time monitoring and machine fuel consumption, JCB Livelink helps reduce your fuel usage, saving money and improving productivity. Machine location information can help improve efficiency and perhaps even reduce insurance costs.



Maintenance benefits

Manage machine maintenance easily – accurate hours monitoring and service alerts improve maintenance planning, while real-time location data helps you manage your fleet. Critical machine alerts and maintenance history records are also available.



Security benefits

Livelink's real-time geofencing alerts tell you when machines move out of predetermined zones, and real-time curfew alerts inform you of unauthorised usage. Further benefits include real-time location information.



VALUE ADDED.

JCB'S WORLDWIDE CUSTOMER SUPPORT IS FIRST CLASS. WHATEVER YOU NEED AND WHEREVER YOU ARE, WE'LL BE AVAILABLE QUICKLY AND EFFICIENTLY TO HELP MAKE SURE YOUR MACHINERY IS PERFORMING TO ITS FULL POTENTIAL.



1

1 Our Technical Support Service provides instant access to factory expertise, day or night, while our Finance and Insurance teams are always on hand to provide fast, flexible, competitive quotes.

2 The global network of JCB Parts Centres is another model of efficiency; with 15 regional bases, we can deliver around 95% of all parts anywhere in the world within 24 hours. Our genuine JCB parts are designed to work in perfect harmony with your machine for optimum performance and productivity.



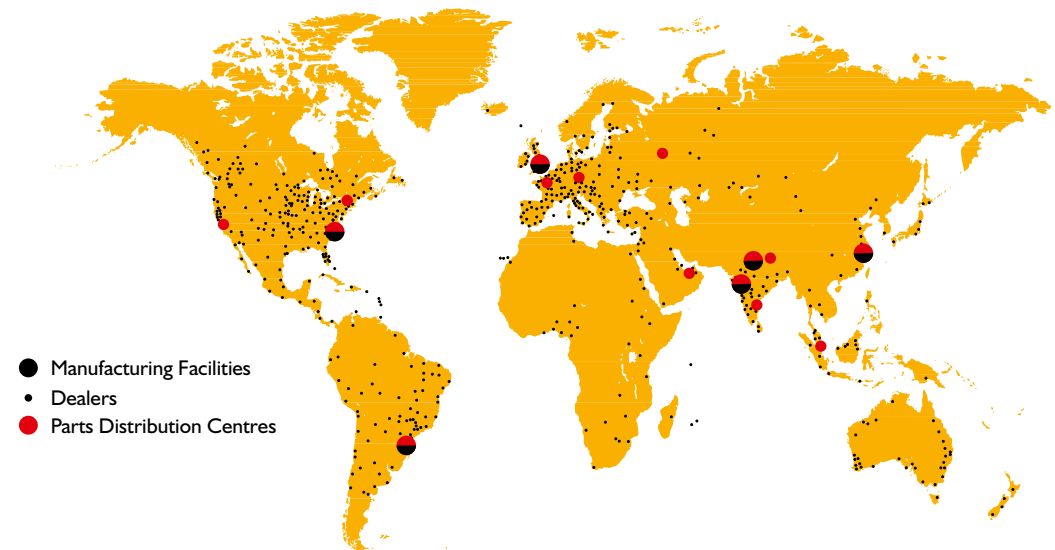
2

3 JCB Assetcare offers comprehensive extended warranties and service agreements, as well as service-only or repair and maintenance contracts. Irrespective of what you opt for, our maintenance teams around the world charge competitive labour rates, and offer non-obligation quotations as well as fast, efficient insurance repair work.

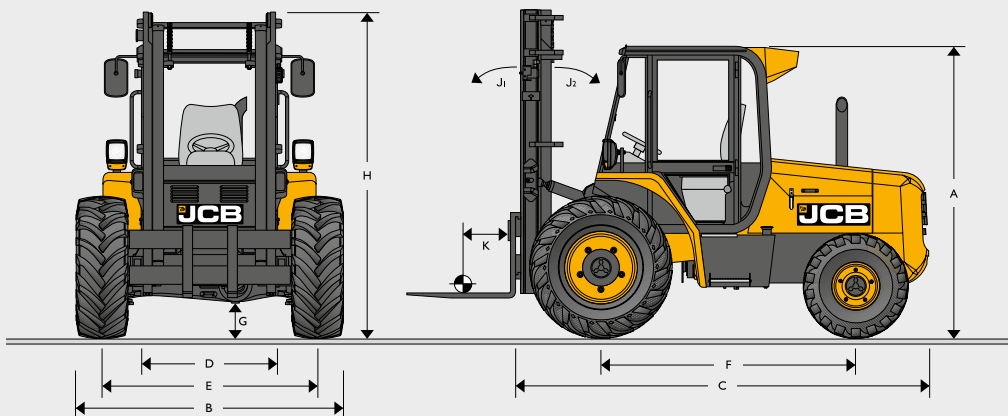


3

Note: JCB LIVELINK and JCB ASSETCARE may not be available in your region, so please check with your local dealer.



STATIC DIMENSIONS



		926	930	940	
A	Overall cab height	m	2.56	2.56	2.56
B	Overall width (over tyres)	m	2.20	2.20	2.20
C	Overall length to front carriage	m	3.56	3.56	3.64
D	Inside width of cab	m	1.10	1.10	1.10
E	Front track	m	1.80	1.80	1.80
F	Wheel base	m	2.13	2.13	2.21
G	Ground clearance	m	0.30	0.30	0.30
H	Mast closed height				
	3.6m mast	m	2.80	2.80	2.80
	4.5m mast	m	2.49	2.49	2.49
	5.5m mast	m	2.80	2.80	2.80
	6.70m mast	m	3.20	3.20	3.20
	Mast open height				
	3.6m mast	m	4.63	4.63	4.63
	4.5m mast	m	5.46	5.46	5.46
	5.5m mast	m	6.44	6.44	6.44
	6.70m mast	m	7.66	7.66	7.66
J1	Mast tilt forwards	degree	18°	18°	10°
J2	Mast tilt backwards	degree	10°	10°	10°
K	Load centre	m	0.50	0.50	0.50

The above data is based on the following specification: Standard fork size 1067 x 100 x 50mm

WEIGHT

		926	930	940
Overall weight	kg	5910	6340	7500

ENGINE

		926/930/940
Model		JCB ECOMAX TCAE-55
Displacement	litres	4.4
Fuel		Diesel
Cooling		Liquid
Bore	mm	103
Stroke	mm	132
Gross power – ISO 14396 @2000 rpm	kW (hp)	55.0 (74)
Gross torque – ISO 14396 @1300 rpm	Nm	400
Emission certification		TIER IV FINAL
Engine oil service intervals		500 hours

TRANSMISSION

		926/930/940
Manufacturer		JCB
Type		Syncroshuttle
Torque converter		279mm (11")
Torque converter ratio		2.20:1
Gears forward/reverse		4/4
Gear selection		Manual
Shuttle control - F/R		Power shuttle
Travel speeds		kph (mph)
Gear 1		5.3 (3.2)
Gear 2		8.6 (5.3)
Gear 3		16.2 (10.1)
Gear 4		29.7 (18.4)

TURN RADIUS AND GROUND LINE ANGLES

		926	930	940
Outside turn radius 2WD	m	4.38	4.38	4.45
Outside turn radius 4WD	m	4.35	4.35	4.92
Departure angle		53°	53°	53°
Obstruction angle		51°	51°	51°

The above data is based on the following specification: Standard fork size 1067 x 100 x 50mm

TYRES

		926	930	940
Standard Tyres		16.5/85-24	16.5/85-24	16.5/85-24
Front		Traction	Traction	Traction
Rear 2WD		12.5/80-18	12.5/80-18	12.5/80-18
		Rib and bar	Rib and bar	Rib and bar
Rear 4WD		12.5/80-18	10.5-18	12.5/80-18
		Traction	Traction	Traction

ELECTRICAL SYSTEM

		926/930/940
System voltage	Volt	12
Alternator output	Amp hour	95
Battery capacity	Amp hour	120

Full road lighting, direction indicators, hazard warning reverse and fog light.

SERVICE CAPACITIES

		926/930/940
Fuel tank	litres	88
Hydraulic tank	litres	60
Engine oil sump	litres	12
Transmission oil system	litres	18
Engine coolant system	litres	17

BRAKES Service brakes: Hydraulically activated, self-adjusting, oil-immersed in-board multi-disc type in front axle (926/930).
Optional Hydraulic Servo assisted, self adjusting brakes on (926/930) standard on 940.
Parking brake: Hand operated disc brake on output of gearbox.

HYDRAULICS Single gear pump with steer priority valve, suction strainer and filter. Operating system pressure: 221 bar, flow 76 ltr/min.
Pipe burst protection on mast hydraulics.

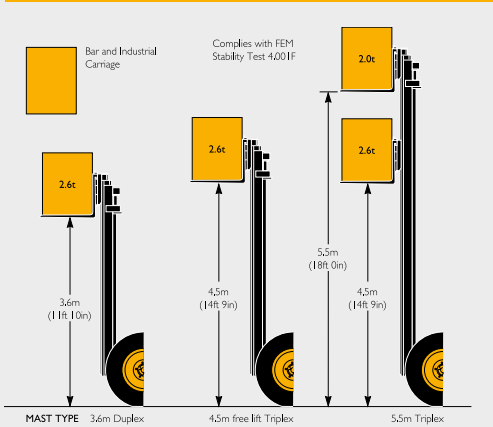
MASTS AND CARRIAGES Clearview masts manufactured from channel and I-section steel. Heavy-duty mast chains. Guide roller bearings are sealed for life. Industrial class IIIB carriage, or bar carriage available on various masts. Adjustable right hand tilt ram.

AUTOMATIC DERATION Deration valve: 5.5m and 6.70m are fitted with a deration valve which automatically reduces lift capacity above 4.5m for safety and stability.

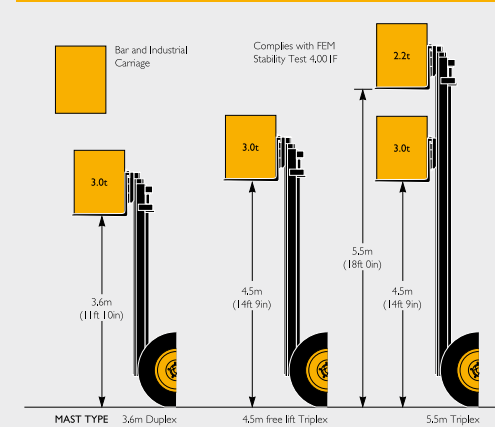
OPERATOR MODULE Safety quiet cab or canopy, FOPS standard (falling object protective structure) to FEM Section IV and ANSI B56.6 – 1978.
Cab: Resiliently mounted, two door access, level floor with mat, safety glass all round with laminated roof window, Fitments include: Suspension velour/vinyl seat, rear view mirror and 3 speed heater/demister. Front/Rear screen wiper and washer, horn. Handbook. Instruments for hourmeter battery charge. Audible/Visual warning system for alternator charge, coolant temperature, engine oil pressure, blocked air filter, transmission oil pressure and temperature. Warning lights for: main beam, hazard warning, park brake on, direction indicators. Hydraulic control levers, gear lever, park brake, forward/reverse lever, 4WD disconnect, throttle, brake, and transmission disconnect button.
Canopy: As above but with no glazing (screen wiper and heater/screen demister not applicable).

OPTIONAL EQUIPMENT Auxiliary carriage services via hose reel for powered attachments. Wheel and tyres sets. Air suspension seat. Roof screen wash/wipe. Flashing roof beacon. Fire extinguisher. Cab exterior mirrors. Front screen guard. Optional rear fenders. Reversing lights. Engine fan guard kit. Front and rear cab lights. immobiliser.

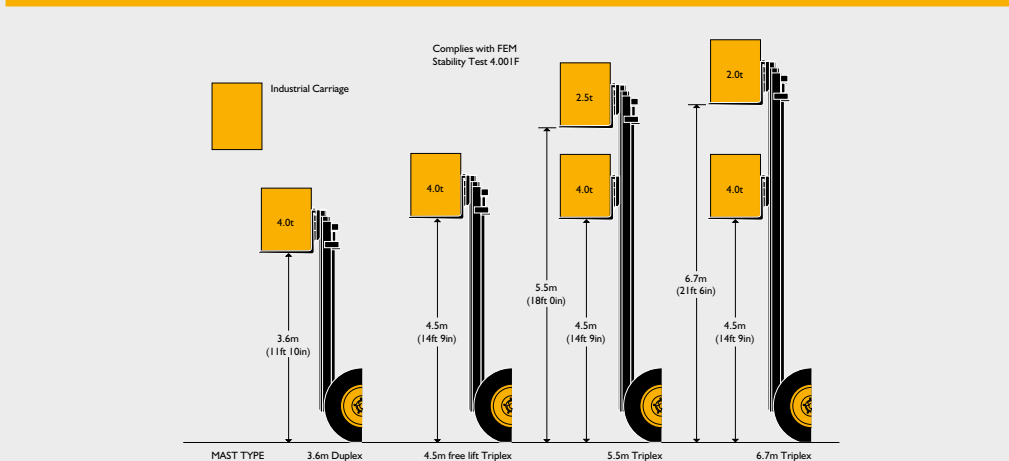
926 CAPABILITIES



930 CAPABILITIES



940 CAPABILITIES







ONE COMPANY, OVER 300 MACHINES.

Your nearest JCB dealer

ROUGH TERRAIN FORK LIFT 926/930/940

Gross power: 55kW (74hp) Lift capacity: 2.6 to 4 tonnes Lift height: 3.6 to 6.7m

JCB Sales Limited, Rokester, Staffordshire, United Kingdom ST14 5JP.

Tel: +44 (0)1889 590312 Email: salesinfo@jcb.com

Download the very latest information on this product range at: www.jcb.com

©2009 JCB Sales. All rights reserved. No part of this publication may be reproduced, stored in a retrieval system, or transmitted in any form or by any other means, electronic, mechanical, photocopying or otherwise, without prior permission from JCB Sales. All references in this publication to operating weights, sizes, capacities and other performance measurements are provided for guidance only and may vary dependant upon the exact specification of machine. They should not therefore be relied upon in relation to suitability for a particular application. Guidance and advice should always be sought from your JCB Dealer. JCB reserves the right to change specifications without notice. Illustrations and specifications shown may include optional equipment and accessories. The JCB logo is a registered trademark of J C Bamford Excavators Ltd.

9999/5829 en-GB 07/14 Issue 1

