

MecALAC

**SITE DUMPER
SERIES**



SITE DUMPER
SERIES **MecALAC**



SETTING THE STANDARDS IN SITE DUMPER INNOVATION


HAZARD DETECTION CAPABILITY TO FURTHER IMPROVE ON-SITE SAFETY

STOP/START CONTROL FOR IMPROVED FUEL EFFICIENCY AND INCREASED SERVICE INTERVALS

RENTAL TOUGH SKIP DESIGN AND CHASSIS FABRICATIONS FOR UNRIVALLED RELIABILITY

FORWARD AND SWIVEL TIPPING MECHANISMS TO SUIT EVERY APPLICATION

MARKET-LEADING GROUND CLEARANCE FOR SUPERIOR OFF-ROAD PERFORMANCE



FOLDING ROPS FOR EASE OF TRANSPORTATION

LARGE OPENING SERVICE DOORS FOR BEST IN CLASS SERVICE ACCESS

HIGH-PERFORMANCE, WATER-COOLED DIESEL ENGINES FOR EFFICIENT OPERATION

CAPTURE TELEMATICS SYSTEM FOR PRECISE FLEET INSIGHT

HIGH-PERFORMANCE DISC BRAKES FOR REDUCED STOPPING DISTANCES



INNOVATION AS STANDARD

Robust, reliable and rental tough, Mecalac site dumpers have been developed using more than 60 years' design and manufacturing expertise.

Featuring state-of-the-art engine technology to meet the latest emissions compliance, each model delivers power, torque and exceptional performance for greater operator productivity and profitability.

Designed with the user in mind, Mecalac site dumpers boast class-leading skip strengths, heavy-duty chassis designs and user-friendly controls. It's easy to see why each model leads its class in on-site earthmoving and tipping.

First-to-market technology additions – including Autoshift transmission, Stop/Start Control, Hazard Detection and Capture telematics – complete the package. From 1 to 9 tonne payloads, Mecalac's extensive model line-up has the perfect unit for every application.





ROBUST AND RELIABLE

POWER TIP SITE DUMPERS

Mecalac Power Tip site dumpers are designed to move material quickly and effectively. From one to nine-tonne payloads, each unit delivers outstanding power and performance.

Featuring state-of-the-art operator technologies, including Stop/Start Control, SHIELD Technology, Capture and Hazard Detection, Power Tip site dumpers set the standards for equipment innovation and performance.

All models are equipped with EU Stage V (U.S. EPA Tier 4 Final*) engines, ensuring they meet the highest global emissions standards.

SPEED AND POWER

With an industry-leading skip wall thickness, heavy-duty steel plates and rental-tough tipping mechanisms, Mecalac site dumpers are designed with reliability in mind. Clever design and the latest technologies ensure smooth and accurate material placement.

Key model benefits:

- Efficient operation
- Improved performance
- Simple operation
- Unrivalled reliability
- Longer service intervals
- Outstanding fuel economy



*Depending on your Local Legislation - Environmental Protection Agency (EPA)



CREATIVE THINKING

POWER SWIVEL SITE DUMPERS

Mecalac Power Swivel site dumpers are the ideal solution for more challenging jobs. Allowing the load to be rotated before being tipped, Power Swivel technology allows the operator to work within a confined site area.

With payload options ranging between two to six-tonnes, there's a perfect Power Swivel model for every application. High quality slew ring bearings deliver smooth and effective operation – ensuring precise placement of loads.

Featuring state-of-the-art operator technologies, including Start/Stop Control, Capture and Hazard Detection, Power Swivel site dumpers set the standards for equipment innovation and performance.

All models are equipped with EU Stage V (U.S. EPA Tier 4 Final*) engines, ensuring they meet the highest global emissions standards.

MEETING OUTSTANDING SAFETY STANDARDS

All Power Swivel site dumpers feature a heavy-duty locking device, which keeps the skip facing forward while on the move – just one of the many features that ensure each model meets the highest level of on-site health and safety compliance.

Intelligent design means hose routings and hydraulics are protected from damage, without compromising on routine maintenance access.

Key model benefits:

- Efficient operation
- Improved performance
- Simple operation
- Unrivalled reliability
- Longer service intervals
- Outstanding fuel economy

*Depending on your Local Legislation - Environmental Protection Agency (EPA)

SITE DUMPER



MARKET-LEADING SOLUTIONS

HIGH DISCHARGE SITE DUMPERS

Mecalac High Discharge site dumpers are designed to deliver superior versatility and performance when tipping over obstacles and into skips.

From 1,000-2,000 kg (2,205-4,409 lbs) payloads, each model has been developed for use in smaller sites – such as housing developments and landscaping projects. All models deliver an impressive height clearance of over 1.5 metres (4'11"), providing impressive results in confined spaces.

A robust chassis and skip design ensures that the unit remains well balanced and secure while tipping, assuring safe and effective operation.

OUTSTANDING ACCESSABILITY

All Mecalac High Discharge site dumpers feature a folding ROPS to enable easy access into tight spaces. The smallest model in the range, the TA1EH, is capable of passing through a standard one-metre-wide doorway when fitted with optional narrow-width wheels and tyres.

With optional 'narrow-width' designs available for each model in the range, users can specify a customised unit to further increase on-site access and manoeuvrability, as well as increase their range of transportation options.

What this means for you:

- Superior performance
- Suitability for every scenario
- Efficient operation
- Improved performance
- Simple operation
- Unrivalled reliability
- Longer service intervals
- Outstanding fuel economy



LEADING THE WAY IN EQUIPMENT CAPABILITY

MAKING MAINTENANCE EASY

Alongside boasting state-of-the-art product design and first-to-market technology innovation, all Mecalac site dumpers feature superb service access from ground level to ensure simple and time-efficient routine equipment maintenance.

The chassis and engine canopies are designed to give maximum access to all service areas, while engine panels are mounted on heavy-duty, lockable hinges for added safety benefits.

MEETING OUTSTANDING SAFETY STANDARDS



On models with payloads from six-tonnes upwards, Mecalac site dumpers feature a suite of state-of-the-art technologies to deliver outstanding results.

Stop/Start Control has been designed to improve on-site safety, minimise fuel consumption and increase service intervals. The new system will automatically start and stop the engine in predetermined conditions. Tested duty cycles have shown hundreds of pounds of fuel savings per year, as well as extending service intervals by 24 weeks (on a typical 500-hour maintenance schedule).

Bringing award-winning automotive technology to the construction site, Mecalac's **Hazard Detection** solution uses a microwave radar to provide flawless obstacle detection.

Capture is Mecalac's innovative telematics solution, allowing hire firms and site managers to monitor unit location, distance travelled and hours completed each day. Integration with the ECU offers access to real-time fuel consumption data logs, service planning functionality and geo-fencing reporting to within three metres.







TECHNICAL SPECIFICATIONS



Model	TA1EH	TA2H	TA2SH	TA2SEH	TA3	TA3S	TA3H	TA3SH	TA3.5SH	TA6	TA6S	TA9	TA9S
Payload kg (lbs)	1000 (2204)	2000 (4410)	2000 (4410)	2000 (4410)	3000 (6613)	3000 (6613)	3000 (6613)	3000 (6613)	3500 (7716)	6000 (13230)	6000 (13230)	9000 (19840)	9000 (19840)
Power kW (hp)	17.2 (23)	18.5 (25)	18.5 (25)	18.5 (25)	18.5 (25)	18.5 (25)	18.5/37 (25/50)	18.5/37 (25/50)	18.5/37 (25/50)	55 (74)	55 (74)	55 (74)	55 (74)
Heaped Capacity m ³ (yd ³)	0.54 (0.71)	1.2 (1.57)	1.2 (1.57)	1.2 (1.57)	1.95 (2.55)	1.88 (2.46)	1.95 (2.55)	1.88 (2.46)	1.88 (2.46)	3.9 (3.8)	3.1 (4.1)	4.5 (5.9)	4.1 (5.4)

SITE DUMPER

→ TECHNICAL DATA

PERFORMANCE	TA1EH	TA2H	TA2SH	TA2SEH	TA3	TA3S	TA3H	TA3SH	TA3.5SH	TA6	TA6S	TA9	TA9S
Payload kg (lbs)	1000 (2204)	2000 (4410)	2000 (4410)	2000 (4410)	3000 (6610)	3000 (6613)	3000 (6613)	3000 (6613)	3500 (7716)	6000 (13230)	6000 (13230)	9000 (19840)	9000 (19840)
Operating weight kg (lbs) ISO6016 – full tank of fuel and 75kg (165 lbs) operator	1375 (3031)	1980 (4365)	2175 (4795)	2335 (5148)	2300 (5071)	2395 (5280)	2315 (5104)	2475 (5456)	2475 (5456)	4195 (9248)	4335 (9557)	4915 (10835)	5095 (11233)
Tipping Type	Forward Tip High Discharge	Forward Tip	Swivel Tip	Swivel Tip High Discharge	Forward Tip	Swivel Tip	Forward Tip	Swivel Tip	Swivel Tip	Forward Tip	Swivel Tip	Forward Tip	Swivel Tip
Skip Capacity – Water m ³ (yd ³)	0.32 (0.42)	0.75 (0.98)	0.75 (0.98)	0.75 (0.98)	1.25 (1.63)	1.0 (1.31)	1.25 (1.63)	1.0 (1.31)	1.0 (1.31)	1.6 (2.1)	1.6 (2.09)	2 (2.6)	1.9 (2.5)
Skip Capacity – Struck m ³ (yd ³)	0.45 (0.59)	1.0 (1.31)	1.0 (1.31)	1.0 (1.31)	1.6 (2.1)	1.52 (1.99)	1.6 (2.09)	1.52 (1.99)	1.52 (1.99)	2.4 (3.1)	2.4 (3.1)	3.7 (4.8)	3.3 (4.3)
Skip Capacity – Heaped m ³ (yd ³)	0.54 (0.71)	1.2 (1.57)	1.2 (1.57)	1.2 (1.57)	1.95 (2.55)	1.88 (2.46)	1.95 (2.55)	1.88 (2.46)	1.88 (2.46)	2.9 (3.8)	3.1 (4.1)	4.5 (5.9)	4.1 (5.4)

ENGINE	TA1EH	TA2H	TA2SH	TA2SEH	TA3	TA3S	TA3H	TA3SH	TA3.5SH	TA6	TA6S	TA9	TA9S
Engine	Kubota D1005	Kubota D1703M	Kubota D1703M	Kubota D1703M	Kubota D1703M	Kubota D1703M	Kubota D1703M / D1803	Kubota D1703M / D1803	Kubota D1703M / D1803	Perkins® Syncro	Perkins® Syncro	Perkins® Syncro	Perkins® Syncro
Number of Cylinders	3	3	3	3	3	3	3	3	3	4	4	4	4
Gross Power kW (hp)	17.2 (23)	18.5 (25)	18.5 (25)	18.5 (25)	18.5 (25)	18.5 (25)	18.5/37 (25/50)	18.5/37 (25/50)	18.5/37 (25/50)	55 (74)	55 (74)	55 (74)	55 (74)
Displacement cc (in ³)	1001 (61.08)	1647 (100.5)	1647 (100.5)	1647 (100.5)	1647 (100.5)	1647 (100.5)	1647/1826 (100.5/111.4)	1647/1826 (100.5/111.4)	1647/1826 (100.5/111.4)	3600 (220.9)	3600 (220.9)	3600 (220.9)	3600 (220.9)
Maximum Torque Nm (lbf.ft)	63 (46.5)	97 (71.5)	97 (71.5)	97 (71.5)	97 (71.5)	97 (71.5)	97/150 (71.5/110)	97/150 (71.5/110)	97/150 (71.5/110)	424 (313)	424 (313)	424 (313)	424 (313)
Aspiration	Naturally Aspirated						Naturally Aspirated / Turbocharged**			Turbocharged			
Emission Compliance	EU Stage V / U.S. EPA Tier 4 Final*									EU Stage V / U.S. EPA Tier 4 Final*			

TRANSMISSION/DRIVE	TA1EH	TA2H	TA2SH	TA2SEH	TA3	TA3S	TA3H	TA3SH	TA3.5SH	TA6	TA6S	TA9	TA9S
Transmission Type	Hydrostatic Pump (Poclaim Twinlock) to 4 Hydraulic Wheel Motors	Hydrostatic Motor via Transfer Box to Front & Rear Axles			Manual – 3 Forward / 1 Reverse		Hydrostatic Motor via Transfer Box to Front & Rear Axles			Powershuttle via Transfer Box to Front & Rear Axles			
Tyre Size	255 / 75 x 15.3 x 8 ply (option 7 x 12 narrow tyre)	255 / 75 x 15.3 x 8 ply								405–70–20 14PR		500–60–22.5 16PR	
Drive	Hydrostatic 1/1 Twin Lock 4WD	2 / 2 (High & Low Range – Forward & Reverse) Hydrostatic – Permanent 4WD			3 / 1 Forward and Reverse – Permanent 4WD		2 / 2 (High & Low Range – Forward & Reverse) Hydrostatic – Permanent 4WD			4 / 4 Forward and Reverse – Permanent 4WD			
Maximum Travel Speed mph (kph)	7.5 (12)	10 (16)	10 (16)	10 (16)	10 (16.2)	10 (16.2)	9.2 / 12** (14.8 / 19**)	9.2 / 12** (14.8 / 19**)	9.2 / 12** (14.8 / 19**)	15 (24)	15 (24)	15 (24)	15 (24)
Gradeability (Maximum Slope Gradient)	20% (1 in 5)	19.5% (1 in 5)	19.5% (1 in 5)	19.5% (1 in 5)	25% (1 in 4)	25% (1 in 4)	25% (1 in 4)	25% (1 in 4)	25% (1 in 4)	25% (1 in 4)	25% (1 in 4)	20% (1 in 5)	20% (1 in 5)

CAPACITIES	TA1EH	TA2H	TA2SH	TA2SEH	TA3	TA3S	TA3H	TA3SH	TA3.5SH	TA6	TA6S	TA9	TA9S
Fuel Tank Capacity L (US gal)	35 (9.25)	23 (6.08)	23 (6.08)	23 (6.08)	37 (9.77)	37 (9.77)	37 (9.77)	37 (9.77)	37 (9.77)	65 (17.17)	65 (17.17)	65 (17.17)	65 (17.17)
Hydraulic Tank Capacity L (US gal)	25 (6.6)	25 (6.6)	25 (6.6)	25 (6.6)	37 (9.77)	37 (9.77)	37 (9.77)	37 (9.77)	37 (9.77)	50 (13.2)	50 (13.2)	50 (13.2)	50 (13.2)

* Depending on your Local Legislation - Environmental Protection Agency (EPA)

** Dependant on standard or high power engine

Note: Metric measurements are the critical values

- 1 litre = 0.26417 US liquid gallons

- 1 litre = 0.21997 Imperial liquid gallons

→ TECHNICAL DATA

ENVIRONMENTAL	TA1EH	TA2H	TA2SH	TA2SEH	TA3	TA3S	TA3H	TA3SH	TA3.5SH	TA6	TA6S	TA9	TA9S
Noise Emission (to ISO 4871) – Sound Pressure (LpAd) (dB)	83	86.1	86.1	86.1	84	84	84	84	84	81	81	81	81
Sound Power Level (LWAd) (dB)	101	101	101	101	101	101	101	101	101	101	101	101	101
Noise Compliance	Noise – Equipment Used Outdoors Directive 2000/14/EC												
Vibration – Hand Arm (as defined in EN474-1 all operations)	<2.5 m/s ²	<2.5 m/s ²	<2.5 m/s ²	<2.5 m/s ²	<2.5 m/s ²	<2.5 m/s ²	<2.5 m/s ²	<2.5 m/s ²	<2.5 m/s ²	<2.5 m/s ²	<2.5 m/s ²	<2.5 m/s ²	<2.5 m/s ²
Vibration – Whole Body (as defined in ISO/TR 25398 – Work Cycle)	0.529 rms (0.264 m/s ² Uncertainty)												

HYDRAULIC SYSTEM	TA1EH	TA2H	TA2SH	TA2SEH	TA3	TA3S	TA3H	TA3SH	TA3.5SH	TA6	TA6S	TA9	TA9S
Pump Type	Gear	Gear	Gear	Gear	Gear	Gear	Gear	Gear	Gear	Gear	Gear	Gear	Gear
Flow Rate l/min (US gpm)	22 (5.81)	17.6 (4.65)	17.6 (4.65)	17.6 (4.65)	24.7 (6.52)	24.7 (6.52)	24.7 (6.52)	24.7 (6.52)	24.7 (6.52)	74 (19.55)	74 (19.55)	74 (19.55)	74 (19.55)
Operating Pressure bar (PSI)	150 (2176)	210 (3050)	210 (3050)	210 (3045.7)	210 (3045.7)	210 (3045.7)	210 (3045.7)	210 (3045.7)	210 (3045.7)	175 (2538)	175 (2538)	210 (3045.7)	210 (3045.7)
Steering System	Orbitrol hydrostaticsteering unit powering central hydraulic steering ram												

Note: Metric measurements are the critical values
 - 1 litre = 0.26417 Us liquid gallons
 - 1 litre = 0.21997 Imperial liquid gallons

BRAKING SYSTEM	TA1EH	TA2H	TA2SH	TA2SEH	TA3	TA3S	TA3H	TA3SH	TA3.5SH	TA6	TA6S	TA9	TA9S
Working Brake	Hydrostatic Dynamic Braking on Rear Wheel Motors	Multi-Plate In-Board Oil Immersed Discs on Front Axle								Foot Brake – Oil immersed discs on front/rear			
Parking Brake	Hydrostatic Dynamic Braking on Rear Wheel Motors	Over Centre Handbrake – Oil Immersed Discs on Front Axle								Over Centre parking brake – Dry disc on gearbox output			

ELECTRICAL SYSTEM	TA1EH	TA2H	TA2SH	TA2SEH	TA3	TA3S	TA3H	TA3SH	TA3.5SH	TA6	TA6S	TA9	TA9S
Voltage	12V	12V	12V	12V	12V	12V	12V	12V	12V	12V	12V	12V	12V
Battery	74Ah	74Ah	74Ah	74Ah	74Ah	74Ah	74Ah	74Ah	74Ah	100Ah	100Ah	100Ah	100Ah
Alternator	30A	55A	55A	55A	55A	55A	55A	55A	55A	95A	95A	95A	95A

DIMENSIONS	TA1EH	TA2H	TA2SH	TA2SEH	TA3	TA3S	TA3H	TA3SH	TA3.5SH	TA6	TA6S	TA9	TA9S	
Total Length	mm (ft in)	3006 (9'10")	3606 (11'10")	3606 (11'10")	3606 (11'10")	3734 (12'3")	3930 (12'11")	3734 (12'3")	3930 (12'11")	3930 (12'11")	4388 (14'5")	4648 (15'3")	4510 (14'8")	4668 (15'3")
Total Width	mm (ft in)	985 (3'3")* / 1110 (3'7")	1473 (4'10")	1473 (4'10")	1473 (4'10")	1957 (6'5")	1846 (6'1")	1957 (6'5")	1846 (6'1")	1846 (6'1")	2300 (7'7")	2211 (7'3")	2389 (7'8")	2364 (7'8")
Wheelbase	mm (ft in)	1440 (4'9")	1900 (6'3")	1900 (6'3")	1900 (6'3")	1939 (6'4")	1939 (6'4")	1939 (6'4")	1939 (6'4")	1939 (6'4")	2450 (8'1")	2450 (8'1")	2450 (8'1")	2450 (8'1")
Ground Clearance	mm (ft in)	207 (8")* / 284 (11")	184 (7")	184 (7")	184 (7")	281 (11")	281 (11")	227 (9")	227 (9")	227 (9")	377 (1'3")	377 (1'3")	417 (1'4")	397 (1'3")
Height to Front Lip of Skip (tipped)	mm (ft in)	559 (1'10") (lowered) /1602 (5'3") (raised)	919 (3')	987 (3'3")	1055 (3'6") (lowered) / 1644 (5'5") (raised)	263 (10")	785 (2'7")	239 (9")	810 (2'8")	810 (2'8")	431 (1'5")	1127 (3'8")	462 (1'6")	1171 (3'10")
Turning Radius to Outside of Skip	mm (ft in)	2324 (7'7")	3695 (12'1")	3695 (12'1")	3695 (12'1")	4708 (15'5")	4542 (14'11")	4708 (15'5")	4542 (14'11")	4542 (14'11")	6487 (21'3")	6388 (20'11")	6557 (21'6")	6463 (21'2")
Steering Angle		+/-45°	+/-30.6°	+/-30.6°	+/-30.6°	+/-30°	+/-30°	+/-30°	+/-30°	+/-30°	+/-30°	+/-30°	+/-30°	+/-30°
Oscillation		+/-14°	+/-10.5°	+/-10.5°	+/-10.5°	+/-10.5°	+/-10.5°	+/-10.5°	+/-10.5°	+/-10.5°	+/-10°	+/-10°	+/-10°	+/-10°
Height to Top of OPS (Raised with beacon)	mm (ft in)	2837 (9'4")	2943 (9'8")	2943 (9'8")	2943 (9'6")	2889 (9'6")	2659 (8'9")	2919 (9'7")	2919 (9'7")	2919 (9'7")	3145 (10'4")	3145 (10'4")	3615 (11'9")	3615 (11'9")

* When fitted with optional narrow tyres.

→ STANDARD AND OPTIONAL EQUIPMENT

TA1EH STANDARD

Folding ROPS Frame
Reversing Alarm
Flashing Beacon
Hour Metre
Seat Belt (High Visibility Orange)
Seat (adjustable fore/aft, operator weight and back angle)
Heavy Duty Articulation Lock
Wide Tyres (255 / 75x15.2 8ply)
High Visibility Safety Decals for Steps & Handrails

TA1EH OPTIONS

LED Flashing Beacon
Road Lights (RTA) including Front Light Guards
L/H & R/H Rear View Mirrors
CESAR Datatag Security
Spare Wheel
Special Paint
Narrow Tyres (7x12)
German / Swiss Road Homologation Kit

TA2H/TA2SH/TA2SEH STANDARD

Folding ROPS Frame
Reversing Alarm
Flashing Beacon
Towing/Recovery Bracket
Leg Guard
Hour Metre
Seat Belt (High Visibility Orange)
Seat (adjustable fore/aft, operator weight and back angle)
Heavy Duty Articulation Lock
High Visibility Safety Decals for Steps & Handrails

TA2H/TA2SH/TA2SEH OPTIONS

LED Flashing Beacon
Road Lights (RTA) including Front Light Guards
L/H & R/H Rear View Mirrors (standard in some markets – check with your local Mecalac dealer)
CESAR Datatag Security
Fan Guard (standard in some markets – check with your local Mecalac dealer)
Spare Wheel
Special Paint (standard in some markets – check with your local Mecalac dealer)
German / Swiss Road Homologation Kit

TA3H/TA3SH/TA3.5SH STANDARD

18.5kW EU Stage V Engine
Folding ROPS Frame
Reversing Alarm
Flashing Beacon
Towing/Recovery Bracket
Leg Guard
Hour Metre
Seat Belt (High Visibility Orange)
Seat (adjustable fore/aft, operator weight and back angle)
Heavy Duty Articulation Lock
High Visibility Safety Decals for Steps & Handrails

TA3H/TA3SH/TA3.5SH OPTIONS

37kW EU Stage V Engine
LED Flashing Beacon
Road Lights (RTA) including Front Light Guards
L/H & R/H Rear View Mirrors (standard in some markets – check with your local Mecalac dealer)
CESAR Datatag Security
Fan Guard (standard in some markets – check with your local Mecalac dealer)
Spare Wheel
Special Paint (standard in some markets – check with your local Mecalac dealer)
German / Swiss Road Homologation Kit
Concrete Chute (Swing Only)

Standard and optional equipment may vary.
Consult your Mecalac dealer for details.

TA6/TA6S STANDARD

Folding ROPS Frame
Reversing Alarm
Flashing Beacon
Towing/Recovery Bracket
Hour Metre
Seat Belt (High Visibility Orange)
Seat (adjustable fore/aft, operator weight and back angle)
Heavy Duty Articulation Lock
Water in Fuel Monitoring
High Visibility Safety Decals for Steps & Handrails
SHIELD Technology Pack

TA6/TA6S OPTIONS

LED Flashing Beacon
Road Lights (RTA) including Front Light Guards
L/H & R/H Rear View Mirrors (standard in some markets
– check with your local Mecalac dealer)
CESAR Datatag Security
Fan Guard
Spare Wheel
Special Paint
German / Swiss Road Homologation Kit
Biodegradable Hydraulic Oil
Leg Guard
SHIELD Technology Pack

TA9 STANDARD

Folding ROPS Frame
Reversing Alarm
Flashing Beacon
Towing/Recovery Bracket
Hour Metre
Seat Belt (High Visibility Orange)
Seat (adjustable fore/aft, operator weight and back angle)
Heavy Duty Articulation Lock
Wide Tyres (255 / 75x15.2 8ply)
Water in Fuel Monitoring
Coolant Level Monitoring
High Visibility Safety Decals for Steps & Handrails
SHIELD Technology Pack

TA9 OPTIONS

LED Flashing Beacon
Road Lights (RTA) including Front Light Guards
L/H & R/H Rear View Mirrors
CESAR Datatag Security
Fan Guard
Spare Wheel
Special Paint
Narrow Tyres (7x12)
Biodegradable Hydraulic Oil
Leg Guard
SHIELD Technology Pack

TA9S STANDARD

Folding ROPS Frame
Reversing Alarm
Flashing Beacon
Towing/Recovery Bracket
Hour Metre
Seat Belt (High Visibility Orange)
Seat (adjustable fore/aft, operator weight and back angle)
Heavy Duty Articulation Lock
Water in Fuel Monitoring
High Visibility Safety Decals for Steps & Handrails
SHIELD Technology Pack

TA9S OPTIONS

LED Flashing Beacon
Road Lights (RTA) including Front Light Guards
L/H & R/H Rear View Mirrors (standard in some markets
– check with your local Mecalac dealer)
CESAR Datatag Security
Fan Guard
Spare Wheel
Special Paint
Biodegradable Hydraulic Oil
Leg Guard
SHIELD Technology Pack

Standard and optional equipment may vary.
Consult your Mecalac dealer for details.

MECALAC FRANCE S.A.S.
2, avenue du Pré de Challes
Parc des Glaisins – CS 40230
Annecy-le-Vieux
FR - 74942 Annecy Cedex
Tel. +33 (0)4 50 64 01 63

**MECALAC BAUMASCHINEN
GMBH**
Am Friedrichsbrunnen
D-24782 Büdelsdorf
Tel. +49 (0)43 31/3 51-319

**MECALAC CONSTRUCTION
EQUIPMENT UK LTD**
Central Boulevard,
ProLogis Park
Coventry, CV6 4BX, UK
Tél. +44 (0)24 7633 9539

**MECALAC İŞ MAKİNELERİ
SAN VE TIC. LTD. ŞTİ.**
Ege Serbest Bölgesi Nilüfer 1 Sok. No: 34
35410, Gaziemir
İzmir - Türkiye
Tel. +90 232 220 11 15



WWW.MECALAC.COM